

Scaled data based on original data using
LM-79-08 Approved Method: Electrical and Photometric Measurements of Solid-
State Lighting Products

Test Report Prepared for
Cooper Lighting Solutions
(formerly Eaton)

Brand: McGRAW-EDISON

Report Number: P385942

Luminaire Tested: **GWC-SA1C-740-U-SLL-HSS**

Issue Date: 3/3/2020

Test Information

Test Method: LM-79-08
Report Number: P385942
TEST IS SCALED FROM IESNA LM-79-08 TEST DATA (G2-1903-205-27)
Test Lab: INNOVATION CENTER
Issue Date: 3/3/2020
Manufacturer: COOPER LIGHTING SOLUTIONS (FORMERLY EATON)
Product Line: MCGRAW-EDISON
Catalog Number: GWC-SA1C-740-U-SLL-HSS
Description: GALLEON WALL LUMINAIRE
(1) 70 CRI, 4000K, 1050mA LIGHTSQUARE WITH 16 LEDS AND SPILL LIGHT
ELIMINATOR LEFT OPTICS WITH HOUSE SIDE SHIELD
Light Source: -
Ballast/Driver: ELECTRONIC DRIVER

Summary

Lumens per Lamp: N/A
Luminaire Lumens: 5601 lumens
Efficiency: N/A
Efficacy: 94.9 lumens/watt
Luminous Opening: Rectangular (W 0.5' x L: 0.5' x H: 0')
IES Classification: Type III - Medium
BUG Rating: B1 - U0 - G2

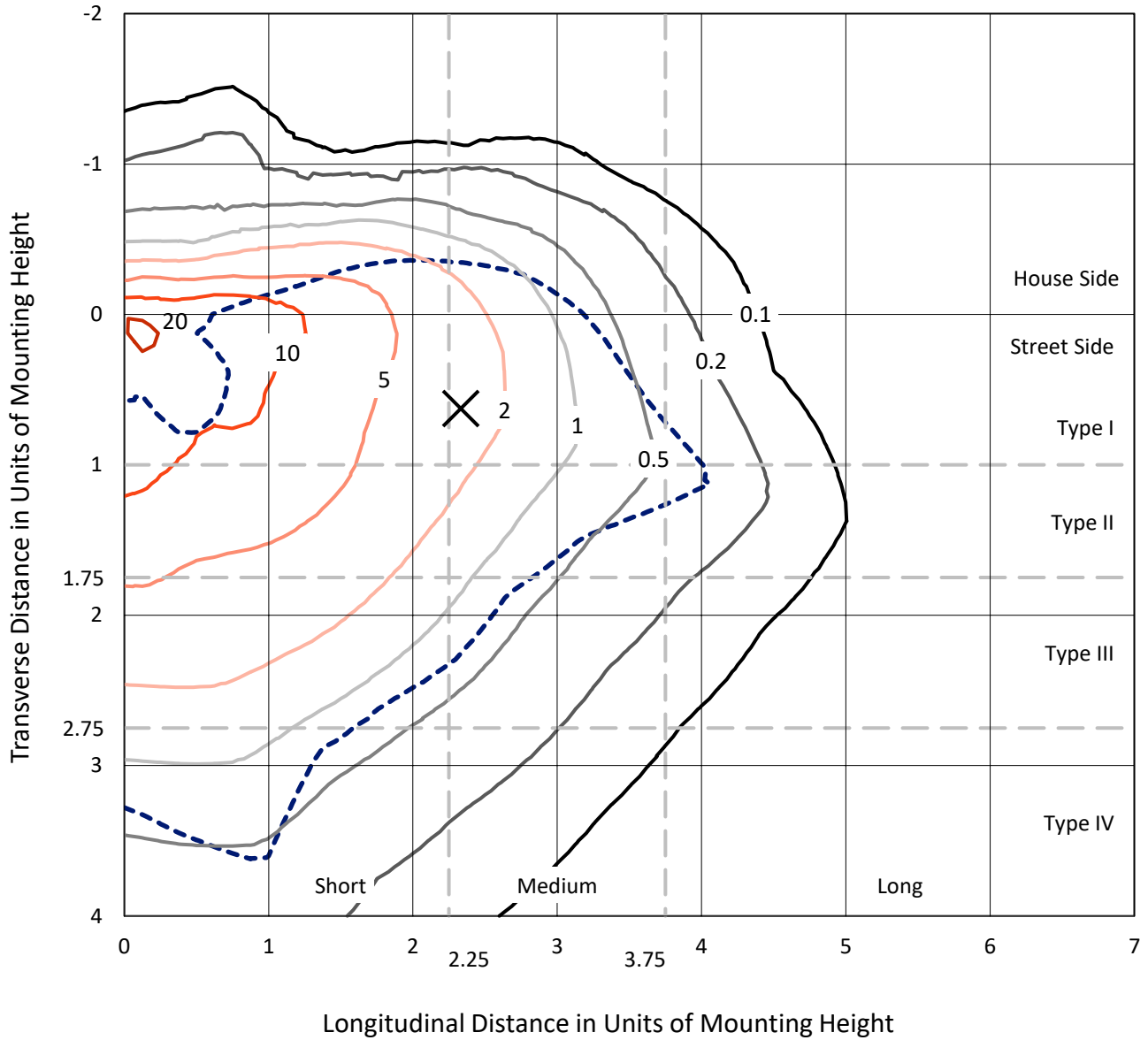
Input Watts (W): 59
Input Voltage (V): NR
Input Current (Ain): NR
Voltage Rise (V): NR
Power Factor: NR
Total Harmonic Distortion (THDi): NR
Frequency (hertz): 60
Stabilization Time: NR
Operation Time: NR
Ambient Temperature (°C): NR
Test Distance: 24 FT



REPORT NUMBER: P385942
 CATALOG NUMBER: GWC-SA1C-740-U-SLL-HSS

Iso-Footcandle Lines of Horizontal Illumination

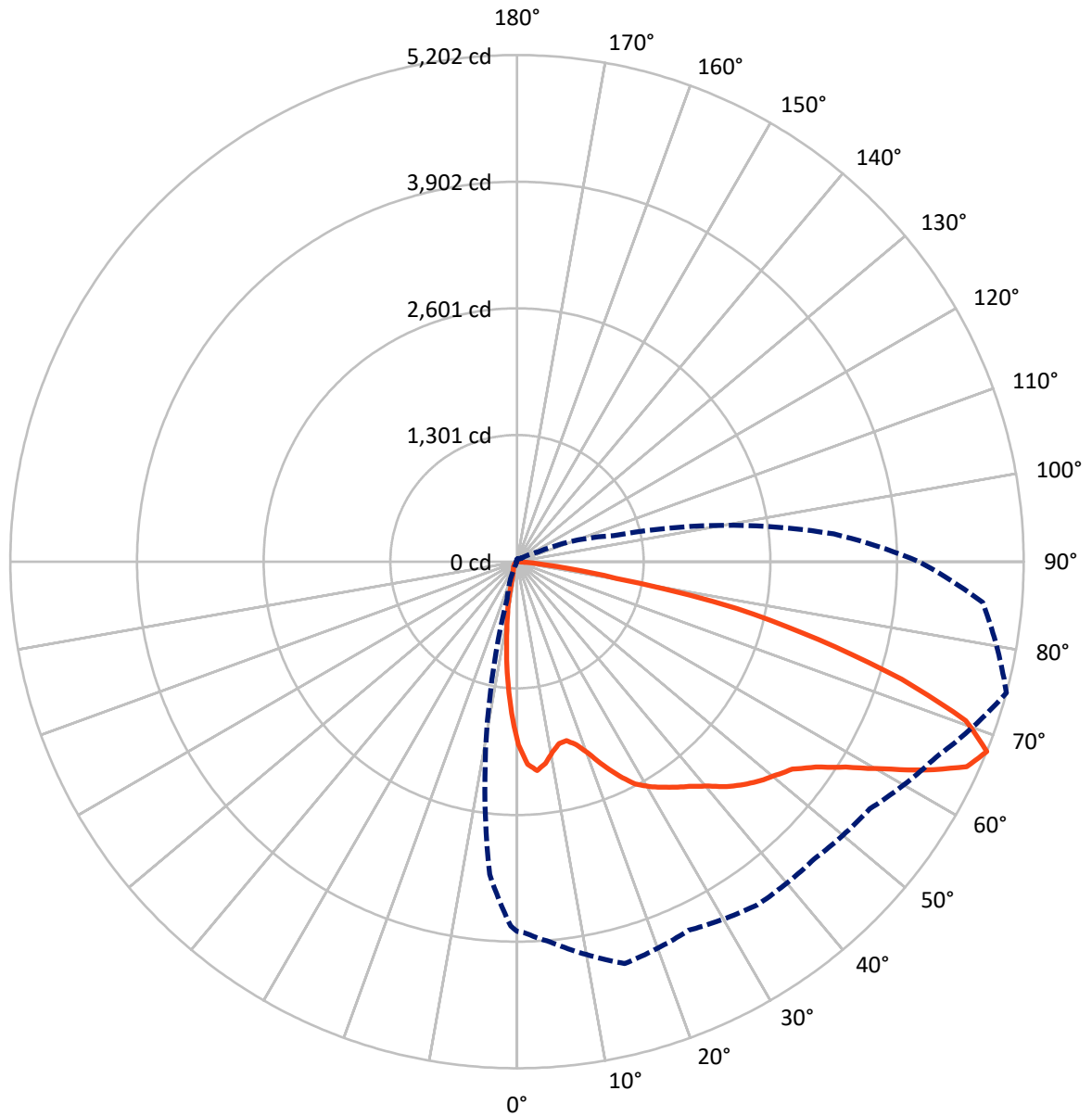
× Max cd
 - - - 1/2 Max cd



Based on 10 foot mounting height. Maximum calculated value = 24.3 fc
 Type III - Medium - N/A

REPORT NUMBER: P385942
CATALOG NUMBER: GWC-SA1C-740-U-SLL-HSS

Luminous Intensity Polar Plot



— Vertical Plane Through 75-Deg Lateral - - - Horizontal Cone Through 67.5-Deg Vertical

REPORT NUMBER: P385942

CATALOG NUMBER: GWC-SA1C-740-U-SLL-HSS

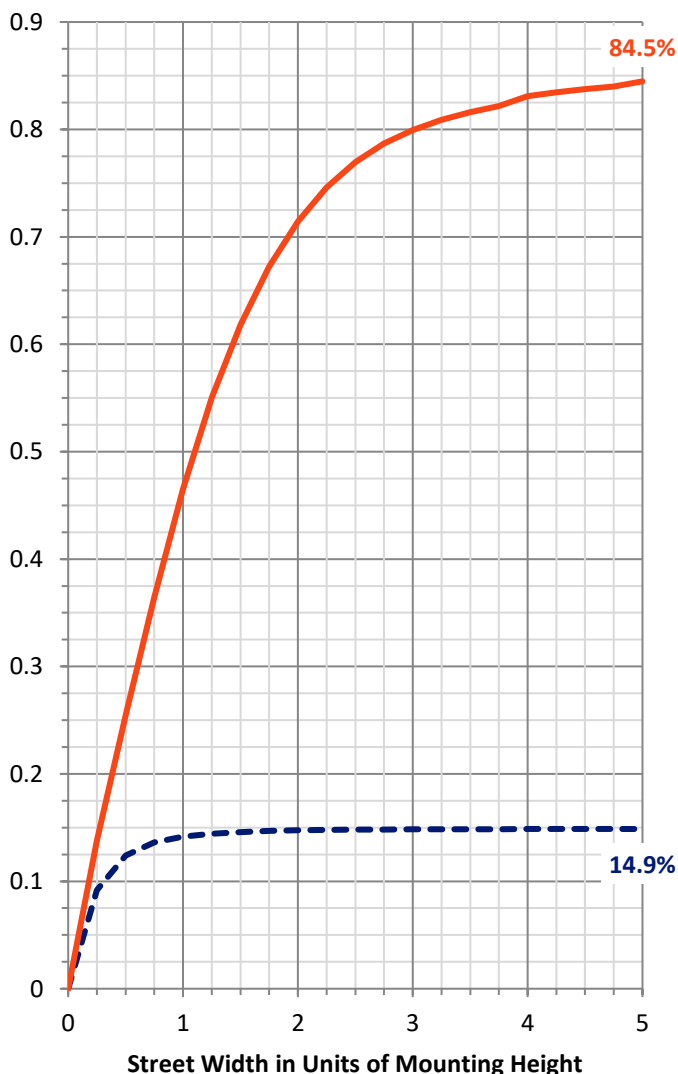
FLUX DISTRIBUTION:

		Downward	Upward	Total
House Side	Lumens	840.5	0.0	840.5
	% Fixture	15.0	0.0	15.0
Street Side	Lumens	4760.5	0.0	4760.5
	% Fixture	85.0	0.0	85.0
Total	Lumens	5601.0	0.0	5601.0
	% Fixture	100.0	0.0	100.0

ZONAL LUMENS:

Zone	Lumens	% Fixture
0°-10°	142.5	2.5
10°-20°	280.7	5.0
20°-30°	397.0	7.1
30°-40°	583.8	10.4
40°-50°	839.1	15.0
50°-60°	1181.2	21.1
60°-70°	1379.5	24.6
70°-80°	703.8	12.6
80°-90°	93.5	1.7
90°-100°	0.0	0.0
100°-110°	0.0	0.0
110°-120°	0.0	0.0
120°-130°	0.0	0.0
130°-140°	0.0	0.0
140°-150°	0.0	0.0
150°-160°	0.0	0.0
160°-170°	0.0	0.0
170°-180°	0.0	0.0
0°-90°	5601.0	100.0
0°-180°	5601.0	100.0

Coefficient of Utilization



REPORT NUMBER: P385942

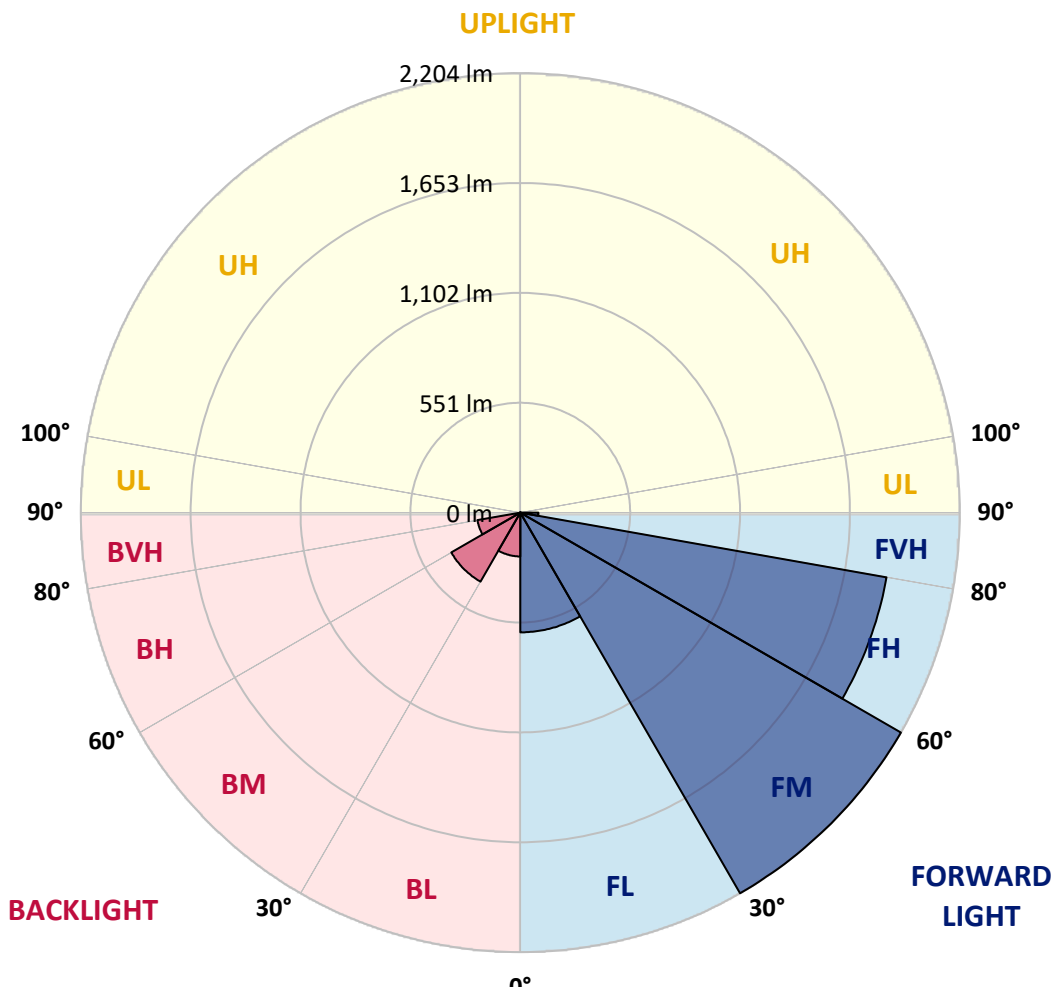
CATALOG NUMBER: GWC-SA1C-740-U-SLL-HSS

LUMINAIRE CLASSIFICATION SYSTEM LUMEN TABLE AND BUG RATING:

Zone	Lumens	% Fixture	Zone Rating/Lumen Limit		
			B	U	G
FL (0°-30°)	600.4	10.7			
FM (30°-60°)	2204.5	39.4			
FH (60°-80°)	1865.0	33.3			G2/5000
FVH (80°-90°)	90.7	1.6			G1/100
BL (0°-30°)	219.8	3.9	B1/500		
BM (30°-60°)	399.5	7.1	B1/1000		
BH (60°-80°)	218.3	3.9	B1/500		G1/500
BVH (80°-90°)	2.8	0.1			G0/10
UL (90°-100°)	0.0	0.0		U0/0	
UH (100°-180°)	0.0	0.0		U0/0	

BUG Rating: B1-U0-G2

Type III Medium





REPORT NUMBER: P385942

CATALOG NUMBER: GWC-SA1C-740-U-SLL-HSS

CANDELA DISTRIBUTION (FULL):

	0°	1°	5°	15°	25°	35°	45°	55°	65°	75°	85°
0°	1879.0	1879.0	1879.0	1879.0	1879.0	1879.0	1879.0	1879.0	1879.0	1879.0	1879.0
2.5°	2036.9	2040.1	2056.5	2094.7	2136.4	2139.6	2167.7	2138.8	2129.0	2082.3	2034.0
5°	2052.3	2064.5	2121.0	2233.3	2330.6	2361.9	2384.2	2327.4	2267.7	2153.7	2031.9
7.5°	1928.4	1948.8	2037.7	2248.4	2422.4	2499.4	2514.0	2425.1	2278.9	2091.0	1908.0
10°	1769.7	1793.1	1900.3	2159.2	2398.3	2530.2	2550.3	2433.8	2223.7	1989.7	1774.0
12.5°	1641.3	1668.6	1778.2	2058.9	2315.2	2461.2	2501.0	2404.4	2175.9	1917.8	1682.4
15°	1582.1	1613.4	1728.6	1994.2	2223.2	2338.1	2371.0	2329.3	2149.4	1906.4	1661.2
17.5°	1616.1	1650.1	1768.9	1999.8	2136.7	2185.8	2212.3	2229.3	2149.4	1975.1	1723.3
20°	1755.4	1792.0	1917.8	2056.3	2065.0	2046.7	2075.1	2134.8	2174.3	2105.6	1872.4
22.5°	1948.0	1991.0	2133.0	2153.1	2030.0	1960.8	1964.5	2058.1	2219.7	2271.2	2079.4
25°	2182.8	2235.4	2379.7	2297.5	2044.6	1909.6	1908.2	1995.0	2264.0	2437.0	2309.9
27.5°	2416.1	2473.9	2600.7	2473.6	2104.8	1900.3	1897.6	1975.9	2307.3	2584.5	2561.7
30°	2611.6	2667.9	2777.2	2601.3	2169.8	1922.0	1909.3	1996.3	2333.0	2680.3	2745.3
32.5°	2770.8	2815.9	2904.3	2689.1	2239.4	1964.2	1936.6	2051.0	2376.8	2761.2	2914.1
35°	2945.9	2993.4	3028.7	2772.7	2317.4	2025.0	1985.4	2137.7	2444.2	2843.5	3099.0
37.5°	3145.7	3192.9	3188.7	2849.1	2416.3	2125.5	2100.3	2275.2	2549.0	2925.0	3305.4
40°	3341.3	3389.5	3355.0	2932.6	2532.5	2291.4	2272.8	2481.6	2689.3	3029.2	3547.4
42.5°	3524.3	3576.6	3502.8	3011.7	2671.0	2500.4	2532.3	2747.5	2865.0	3157.6	3756.0
45°	3671.8	3725.2	3626.7	3088.7	2817.0	2754.1	2849.9	3042.0	3076.2	3266.2	3896.8
47.5°	3779.0	3829.5	3712.7	3165.6	3003.8	3064.3	3231.1	3350.8	3267.0	3360.4	3996.9
50°	3847.5	3886.8	3737.9	3261.9	3248.9	3426.2	3628.3	3686.7	3446.6	3445.3	4118.4
52.5°	3891.0	3908.8	3756.5	3362.5	3504.7	3820.2	4017.3	4035.6	3631.5	3538.7	4282.1
55°	4040.9	4055.2	3888.1	3484.3	3716.2	4165.4	4369.1	4352.1	3840.9	3721.5	4475.3
57.5°	4296.7	4311.8	4160.0	3659.4	3887.3	4378.7	4624.1	4654.6	4086.3	3978.3	4682.2
60°	4425.1	4453.2	4399.1	3881.2	4053.1	4515.1	4797.9	4895.3	4393.0	4316.9	4882.8
62.5°	4308.6	4349.5	4428.0	4127.1	4217.9	4590.1	4852.0	4981.5	4707.2	4711.4	5006.4
65°	4076.2	4108.8	4242.0	4261.9	4313.4	4580.9	4718.3	4861.0	4899.5	5073.8	4999.8
67.5°	3795.5	3807.7	3920.7	4272.5	4174.9	4301.7	4316.6	4422.2	4747.5	5202.2	4799.0
70°	3391.4	3398.0	3496.7	3917.3	3587.7	3615.6	3593.6	3615.1	4081.5	4889.4	4291.9
72.5°	2729.4	2746.1	2886.5	3253.2	2613.7	2533.3	2706.3	2696.8	3143.3	4130.9	3187.6
75°	2009.6	2038.5	2250.5	2620.4	1834.5	1659.3	1785.6	1819.3	2234.6	3195.3	1993.4
77.5°	1407.0	1428.5	1633.9	1926.3	1327.7	1186.5	1140.9	1181.0	1474.9	2311.5	1004.3
80°	810.6	818.5	949.6	1112.2	894.7	1023.6	927.3	954.9	883.8	1028.4	432.0
82.5°	530.4	531.7	582.9	662.0	557.2	647.4	479.2	612.6	543.7	413.1	140.6
85°	286.6	288.1	338.0	469.9	315.5	178.3	104.8	215.2	336.2	94.7	38.5
87.5°	31.6	28.9	101.9	170.9	87.6	16.2	5.6	24.1	53.9	6.1	0.0
90°	0.0	0.0	0.0	0.0	0.0	0.0	0.0	0.0	0.0	0.0	0.0



REPORT NUMBER: P385942
 CATALOG NUMBER: GWC-SA1C-740-U-SLL-HSS

CANDELA DISTRIBUTION (continued):

	90°	95°	105°	115°	125°	135°	145°	155°	165°	175°	180°
0°	1879.0	1879.0	1879.0	1879.0	1879.0	1879.0	1879.0	1879.0	1879.0	1879.0	1879.0
2.5°	2009.3	1987.3	1932.4	1874.3	1827.6	1783.8	1739.7	1685.9	1644.2	1635.7	1621.9
5°	1966.3	1896.6	1781.4	1665.7	1572.6	1455.0	1380.5	1322.4	1265.6	1262.2	1250.7
7.5°	1816.2	1724.4	1562.2	1402.2	1271.2	1159.2	1046.2	970.6	911.1	890.2	877.7
10°	1671.8	1568.6	1366.2	1183.6	1066.6	967.6	888.0	809.0	737.3	688.0	665.7
12.5°	1571.0	1456.9	1233.8	1076.4	992.6	898.7	801.6	702.8	620.3	560.9	524.5
15°	1532.0	1410.2	1189.5	1034.0	930.5	811.6	687.5	574.7	483.2	429.3	396.7
17.5°	1578.4	1436.7	1186.0	982.2	837.6	689.8	552.7	419.5	333.2	292.4	271.4
20°	1696.2	1521.1	1184.7	918.8	727.3	545.5	374.4	275.9	223.7	200.9	191.0
22.5°	1862.9	1628.8	1195.3	856.2	612.4	389.8	258.4	202.7	175.9	163.7	158.1
25°	2077.2	1780.1	1225.3	799.4	504.4	290.8	201.4	169.8	151.0	141.4	137.4
27.5°	2305.7	1954.1	1272.0	750.1	416.6	231.9	172.5	145.4	131.9	125.2	121.5
30°	2494.1	2155.8	1319.2	695.2	352.9	202.2	157.9	132.7	117.0	112.8	109.3
32.5°	2658.8	2308.3	1352.6	645.5	311.2	179.6	142.7	118.6	108.0	99.8	96.0
35°	2829.4	2435.4	1351.6	610.8	282.6	162.6	130.0	106.1	93.4	83.8	80.9
37.5°	3014.1	2579.0	1328.5	581.1	270.1	149.1	122.8	99.5	86.8	77.2	73.5
40°	3230.3	2729.7	1304.9	553.2	266.7	138.2	117.8	94.2	80.7	71.4	67.7
42.5°	3441.0	2865.5	1284.2	532.5	251.8	138.0	113.3	90.2	75.9	66.9	62.6
45°	3609.5	2992.1	1280.2	520.0	236.1	142.7	110.9	87.6	72.2	63.1	59.2
47.5°	3749.6	3129.5	1305.7	511.3	221.3	130.3	116.7	85.7	68.7	60.0	55.5
50°	3916.2	3298.3	1365.6	497.0	205.6	117.3	133.7	86.2	65.8	56.8	52.0
52.5°	4148.6	3531.8	1453.7	472.8	184.1	105.3	131.6	86.8	62.6	53.3	48.6
55°	4409.2	3823.3	1548.4	432.7	154.2	89.7	112.8	83.0	56.5	49.6	45.1
57.5°	4683.0	4087.9	1604.7	385.0	122.6	77.5	90.2	75.6	49.9	44.6	41.7
60°	4726.0	4188.4	1579.0	326.4	97.4	67.4	66.9	76.9	44.6	39.3	37.1
62.5°	4619.1	4062.1	1454.5	274.1	81.5	59.2	54.9	67.1	40.3	35.0	32.9
65°	4413.4	3720.7	1252.9	247.0	75.6	50.7	45.6	47.2	35.3	30.5	28.7
67.5°	4127.4	3264.8	1028.7	231.6	74.8	43.5	39.0	35.8	30.5	26.5	24.9
70°	3542.6	2719.9	820.7	223.1	72.7	36.6	32.9	29.2	25.5	22.6	21.2
72.5°	2607.4	1927.3	638.4	213.9	73.2	29.2	28.7	24.1	20.4	17.5	17.0
75°	1506.5	1101.1	418.7	173.3	69.8	22.6	23.9	17.0	14.3	12.2	12.2
77.5°	802.9	671.5	159.5	72.2	25.5	14.3	13.5	10.1	9.0	7.4	7.2
80°	350.0	295.6	48.0	20.2	14.1	7.7	5.0	4.5	4.0	3.2	2.9
82.5°	123.9	106.9	15.7	9.8	6.1	0.0	0.0	0.0	0.0	0.0	0.0
85°	28.1	20.2	0.0	2.4	0.0	0.0	0.0	0.0	0.0	0.0	0.0
87.5°	0.0	0.0	0.0	0.0	0.0	0.0	0.0	0.0	0.0	0.0	0.0
90°	0.0	0.0	0.0	0.0	0.0	0.0	0.0	0.0	0.0	0.0	0.0



REPORT NUMBER: P385942
 CATALOG NUMBER: GWC-SA1C-740-U-SLL-HSS

CANDELA DISTRIBUTION (continued):

	185°	195°	205°	215°	225°	235°	245°	255°	265°	270°	275°
0°	1879.0	1879.0	1879.0	1879.0	1879.0	1879.0	1879.0	1879.0	1879.0	1879.0	1879.0
2.5°	1593.8	1588.0	1553.5	1554.8	1560.9	1569.7	1549.0	1558.5	1584.3	1608.9	1618.2
5°	1232.4	1233.8	1212.8	1225.8	1237.5	1245.4	1212.0	1212.5	1233.0	1260.8	1275.4
7.5°	868.4	866.3	867.4	898.4	920.4	904.5	917.0	873.7	876.4	896.3	881.4
10°	645.5	616.4	599.9	623.3	647.4	638.6	617.1	603.1	612.9	634.9	633.3
12.5°	507.3	465.4	440.7	424.0	443.9	427.4	426.9	414.7	401.4	403.8	439.1
15°	381.5	351.0	321.8	295.0	294.5	288.9	260.6	228.7	226.1	227.6	246.0
17.5°	262.4	252.1	240.1	217.0	210.9	187.6	160.0	147.3	140.9	143.8	149.9
20°	184.4	180.4	181.7	169.3	160.5	138.2	122.1	117.0	115.9	118.9	121.8
22.5°	152.8	145.7	144.9	139.3	130.5	114.4	105.6	102.7	101.4	104.0	106.1
25°	133.7	126.6	123.6	120.2	110.9	99.8	94.5	91.8	90.5	92.1	93.4
27.5°	117.8	111.2	108.5	106.1	97.1	89.1	84.9	82.5	81.5	82.0	83.3
30°	105.9	100.0	96.6	93.7	86.0	80.4	76.7	74.3	73.2	73.2	74.6
32.5°	93.4	90.2	87.0	83.3	76.1	72.4	68.7	66.1	65.0	65.3	66.3
35°	77.7	76.7	77.5	74.0	67.9	64.7	61.0	58.1	57.3	57.6	58.6
37.5°	69.0	64.2	67.1	65.3	61.8	57.6	52.8	50.1	48.8	49.6	50.1
40°	63.4	57.6	55.5	57.3	56.8	49.9	45.6	43.0	41.9	42.2	42.7
42.5°	58.6	51.7	47.0	46.7	49.9	43.5	39.0	36.6	35.3	35.3	35.8
45°	54.1	46.7	40.9	36.3	41.9	36.9	32.6	30.5	28.9	28.9	29.2
47.5°	50.7	42.5	35.6	29.7	31.6	30.2	26.8	24.7	23.1	23.1	23.3
50°	47.5	38.2	30.8	24.9	23.6	24.9	21.8	19.4	18.3	18.0	18.6
52.5°	44.0	34.0	26.3	21.2	18.6	18.8	17.0	15.4	14.1	14.1	14.6
55°	40.6	30.5	22.8	18.0	15.4	14.1	13.5	12.5	11.4	11.4	11.9
57.5°	37.1	26.8	19.4	14.9	12.2	11.1	11.1	10.3	9.6	9.6	10.1
60°	34.0	23.1	15.9	12.2	9.6	9.3	9.6	8.8	8.2	8.2	8.8
62.5°	30.2	19.6	13.0	10.1	7.7	7.4	8.2	7.7	7.2	7.2	7.7
65°	25.7	16.7	10.3	7.7	5.8	5.8	6.9	6.4	5.8	5.8	6.4
67.5°	21.8	14.1	8.0	5.6	4.2	4.5	5.8	5.3	5.0	5.0	5.6
70°	18.0	10.9	5.6	3.4	2.4	3.4	4.5	4.5	4.5	4.5	5.0
72.5°	13.5	7.4	3.2	1.3	1.1	2.4	3.7	4.2	4.0	4.0	4.8
75°	8.8	4.2	1.1	0.0	0.0	1.3	2.9	3.4	3.4	3.2	4.0
77.5°	5.0	1.3	0.0	0.0	0.0	0.0	1.9	1.6	1.3	1.1	1.9
80°	1.3	0.0	0.0	0.0	0.0	0.0	0.0	0.0	0.0	0.0	0.0
82.5°	0.0	0.0	0.0	0.0	0.0	0.0	0.0	0.0	0.0	0.0	0.0
85°	0.0	0.0	0.0	0.0	0.0	0.0	0.0	0.0	0.0	0.0	0.0
87.5°	0.0	0.0	0.0	0.0	0.0	0.0	0.0	0.0	0.0	0.0	0.0
90°	0.0	0.0	0.0	0.0	0.0	0.0	0.0	0.0	0.0	0.0	0.0



REPORT NUMBER: P385942
 CATALOG NUMBER: GWC-SA1C-740-U-SLL-HSS

CANDELA DISTRIBUTION (continued):

	285°	295°	305°	315°	325°	335°	345°	355°	359°	360°
0°	1879.0	1879.0	1879.0	1879.0	1879.0	1879.0	1879.0	1879.0	1879.0	1879.0
2.5°	1655.6	1686.9	1731.0	1777.7	1849.6	1906.6	1962.6	2010.6	2029.2	2036.9
5°	1310.4	1356.3	1420.8	1503.6	1633.3	1750.1	1868.4	1987.6	2039.3	2052.3
7.5°	940.3	999.0	1080.9	1184.7	1336.7	1487.9	1653.2	1828.1	1908.2	1928.4
10°	696.0	767.6	861.5	970.8	1116.0	1271.4	1451.6	1651.4	1742.9	1769.7
12.5°	493.8	590.6	716.4	849.3	975.1	1113.8	1296.1	1516.3	1612.4	1641.3
15°	290.0	383.7	532.5	710.5	871.6	1012.2	1197.4	1447.1	1553.0	1582.1
17.5°	166.4	213.1	325.6	524.0	742.6	937.4	1166.4	1464.3	1589.0	1616.1
20°	127.1	141.9	187.6	337.5	591.9	863.9	1166.4	1562.0	1715.6	1755.4
22.5°	111.2	122.1	140.6	201.4	435.7	785.1	1179.9	1703.1	1904.0	1948.0
25°	98.7	108.5	124.4	151.5	297.2	691.4	1212.0	1876.4	2125.8	2182.8
27.5°	88.4	97.6	112.0	132.7	203.2	578.4	1255.3	2079.6	2370.4	2416.1
30°	79.1	87.8	100.8	115.4	156.8	450.3	1292.1	2271.2	2562.5	2611.6
32.5°	70.3	78.3	89.9	100.8	128.4	333.0	1296.1	2423.0	2722.0	2770.8
35°	62.1	69.3	79.9	88.4	106.4	262.9	1234.3	2554.6	2881.4	2945.9
37.5°	54.1	61.0	70.3	76.7	93.7	214.4	1139.8	2701.3	3086.0	3145.7
40°	46.7	52.8	62.4	66.6	88.6	164.8	1037.2	2855.2	3286.6	3341.3
42.5°	39.8	45.6	54.9	63.1	77.7	123.1	926.3	2999.5	3467.0	3524.3
45°	33.2	39.3	48.6	66.9	64.5	92.1	807.7	3095.3	3609.5	3671.8
47.5°	26.8	33.7	46.4	63.7	51.5	67.7	713.7	3186.0	3717.5	3779.0
50°	21.5	28.4	52.3	56.8	42.2	51.7	674.5	3267.2	3788.3	3847.5
52.5°	17.5	23.9	49.4	43.5	35.3	42.7	695.7	3398.8	3853.9	3891.0
55°	14.6	18.8	29.7	30.2	30.0	36.3	722.0	3587.7	4023.4	4040.9
57.5°	12.7	15.1	20.7	23.3	25.2	32.4	722.5	3858.9	4285.8	4296.7
60°	10.9	13.3	17.2	18.8	21.8	28.9	696.2	3953.6	4389.0	4425.1
62.5°	9.6	11.7	14.3	15.7	18.3	26.0	634.7	3816.5	4247.3	4308.6
65°	8.5	10.6	11.9	13.3	16.2	23.3	533.3	3542.1	4012.3	4076.2
67.5°	7.4	9.3	10.6	11.9	14.6	20.7	392.7	3223.4	3742.4	3795.5
70°	6.6	8.2	9.6	10.6	12.7	17.5	238.3	2735.2	3369.4	3391.4
72.5°	6.4	7.4	8.8	9.6	11.1	15.4	120.7	2010.1	2693.6	2729.4
75°	5.6	6.6	8.0	8.5	9.8	13.3	49.1	1320.3	1952.0	2009.6
77.5°	4.5	6.1	7.2	7.7	8.5	10.9	24.9	843.7	1369.9	1407.0
80°	1.6	4.5	6.1	6.4	7.2	8.0	16.5	461.9	794.7	810.6
82.5°	0.0	2.9	4.8	4.5	5.0	6.1	10.6	219.7	524.5	530.4
85°	0.0	1.3	3.7	2.9	2.1	4.2	3.7	48.0	275.1	286.6
87.5°	0.0	0.0	0.3	1.3	1.1	1.6	0.5	0.3	24.9	31.6
90°	0.0	0.0	0.0	0.0	0.0	0.0	0.0	0.0	0.0	0.0

Signify Classified - Internal
Cooper Lighting Solutions Photometric Lab
1121 Highway 74 South
Peachtree City, GA 30269

Scaled Data Report



Report Generated By 670245982

Signify Classified - Internal
Cooper Lighting Solutions Photometric Lab
1121 Highway 74 South
Peachtree City, GA 30269

Scaled Data Report



Signify Classified - Internal
Cooper Lighting Solutions Photometric Lab
1121 Highway 74 South
Peachtree City, GA 30269

Scaled Data Report



Signify Classified - Internal
Cooper Lighting Solutions Photometric Lab
1121 Highway 74 South
Peachtree City, GA 30269

Scaled Data Report



Signify Classified - Internal
Cooper Lighting Solutions Photometric Lab
1121 Highway 74 South
Peachtree City, GA 30269

Scaled Data Report



--- HS — SS

Signify Classified - Internal
Cooper Lighting Solutions Photometric Lab
1121 Highway 74 South
Peachtree City, GA 30269

Scaled Data Report



u

Signify Classified - Internal
Cooper Lighting Solutions Photometric Lab
1121 Highway 74 South
Peachtree City, GA 30269

Scaled Data Report



Signify Classified - Internal
Cooper Lighting Solutions Photometric Lab
1121 Highway 74 South
Peachtree City, GA 30269

Scaled Data Report



Signify Classified - Internal
Cooper Lighting Solutions Photometric Lab
1121 Highway 74 South
Peachtree City, GA 30269

Scaled Data Report



Signify Classified - Internal
Cooper Lighting Solutions Photometric Lab
1121 Highway 74 South
Peachtree City, GA 30269

Scaled Data Report



(END OF REPORT)